



9 months 2005 RAS Results



**Deputy Director General – Commercial
director
Sergey Pridantsev**

Some statements of this presentation are “forward-looking statements”. These statements are influenced by the risks, uncertainty factor and other factors, and as a result of this influence actual results may appreciably differ from the results mentioned in the presentation.

The risks include the possibility of change in the economic and financial conditions of Open Joint-Stock Company «CenterTelecom» activities and its future development; the possibility of political and economic situation change in Russia; changes related to the current or the future regulation of the Russian communication industry; the possibility of Russian legislation changes; and the influence of competition and other factors.

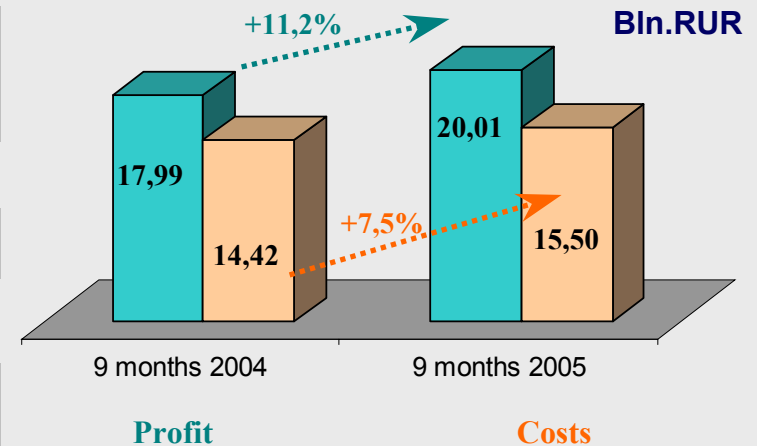
Most of these factors are beyond the control and forecasting of OJSC «CenterTelecom». Taking into consideration all the above mentioned, the Company recommends not to rely groundlessly on any of statements in the presentation, including forecasts of future events.

OJSC «CenterTelecom» bears no obligation to disclose publicly any update related to the presentation either to reflect the events or circumstances which will take place after the date of this presentation, or to point out unforeseen events.

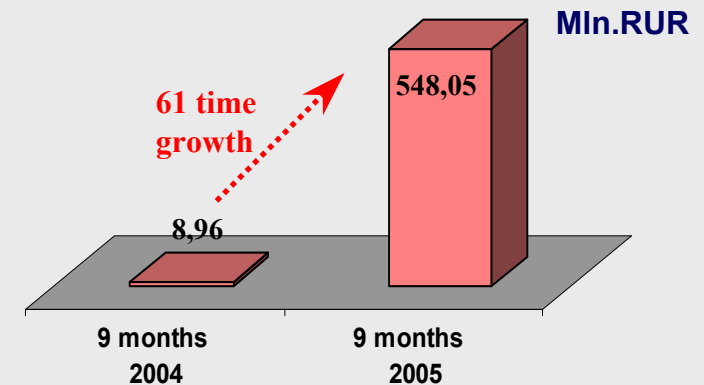
Financial results

thsd. RUR	9 months 2004	9 months 2005	Growth
Profit	17 987 158	20 006 572	111,23%
Costs	14 417 030	15 499 568	107,51%
Sales profit	3 570 128	4 507 004	126,24%
Pre-tax profit	334 482	1 041 060	311,25%
Net profit	8 962	548 051	6115,28%
Net profit margin, %	0,06%	3,54%	5688,17%
EBITDA	3 521 664	5 358 355	152,15%
EBITDA margin,%	24,4%	34,6%	141,53%

Profit and Costs dynamics



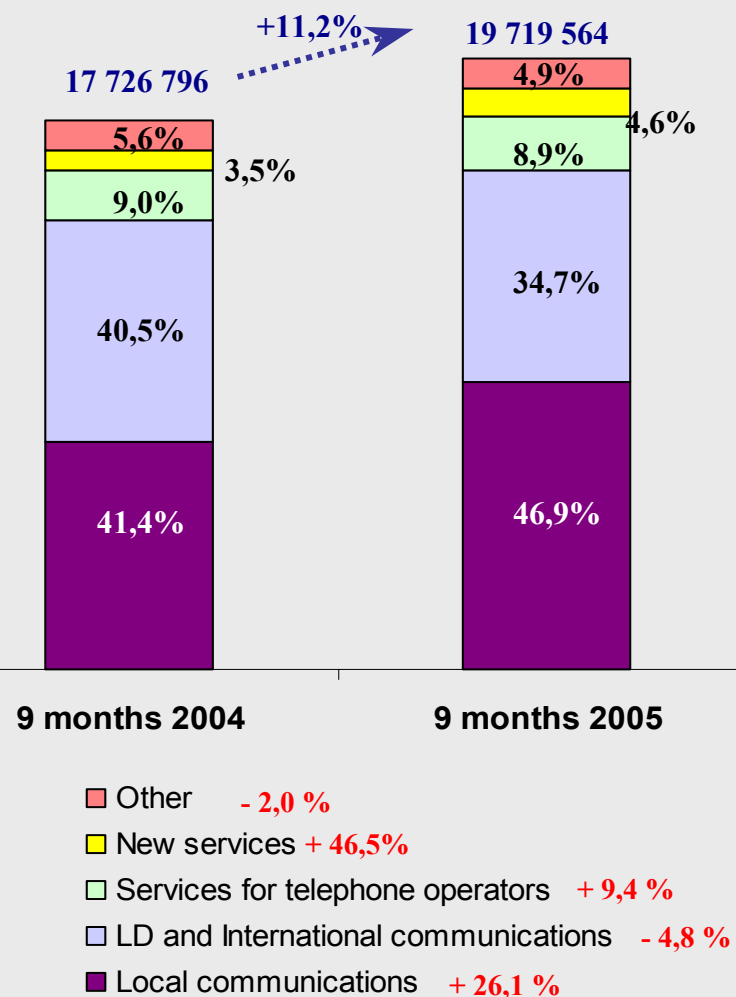
Net profit dynamics



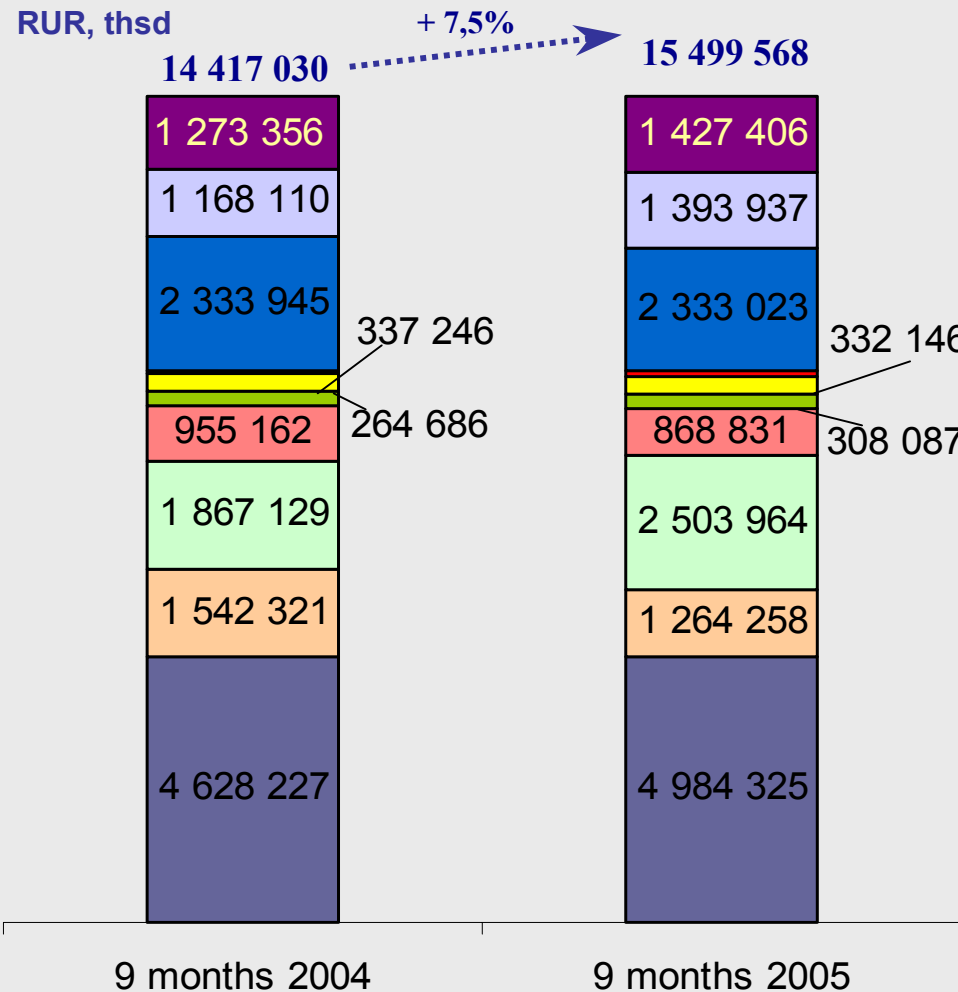
Income Structure – Communication services

RUR, thsd

Indicators	9 months 2004	9 months 2005	Growth
Total:	17 726 796	19 719 564	▲ 111,24%
Including:			
Local communications	7 334 445	9 251 962	▲ 126,14%
New services	619 957	908 206	▲ 146,49%
Long distance and International communications	7 186 175	6 841 836	▼ 95,21%



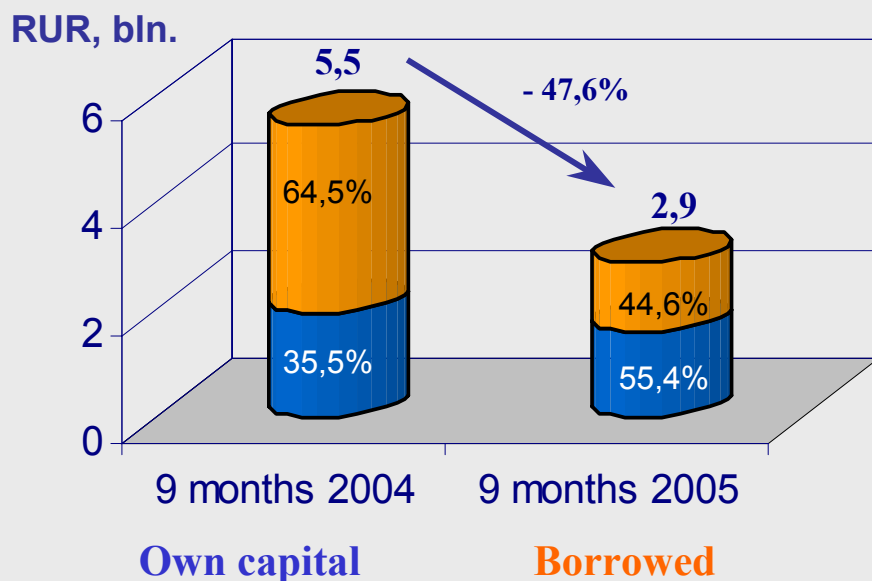
Managing Costs Structure



- Other expenditures + 12,1 %
- Outsourcing costs + 19,3 %
- Expenditures on Rostelecom services - 0,04 %
- Expenditures on telecom operators (Group) + 78,4 %
- Expenditures on telecom operators - 1,5 %
- Electric power + 16,4 %
- Materials, repairs and maintenance - 9,0 %
- Depreciation and amortisation + 34,1 %
- Deductions to social insurance - 18,0 %
- Labor costs + 7,7 %

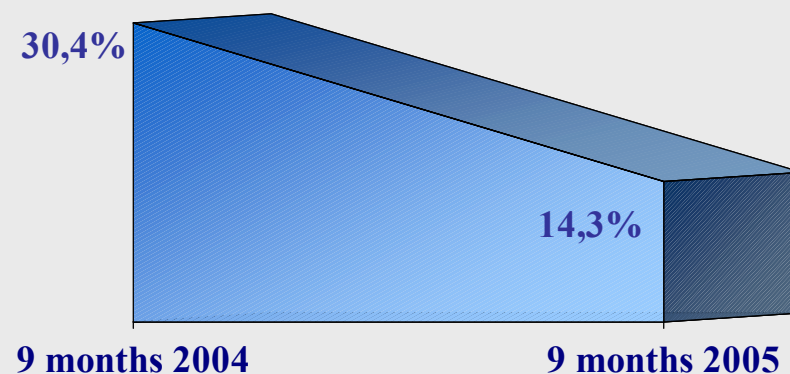
Capital Expenditures

CAPEX dynamic*



* - the data presented is operative data

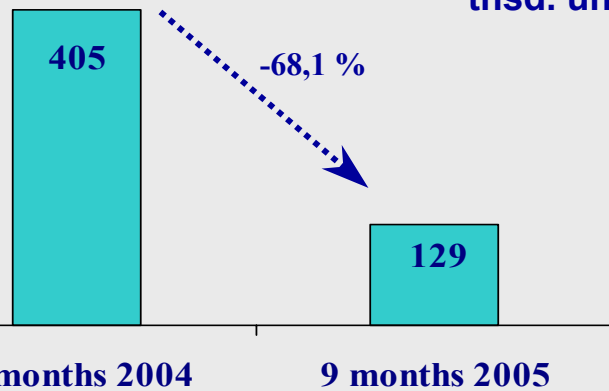
Share of CAPEX in revenues



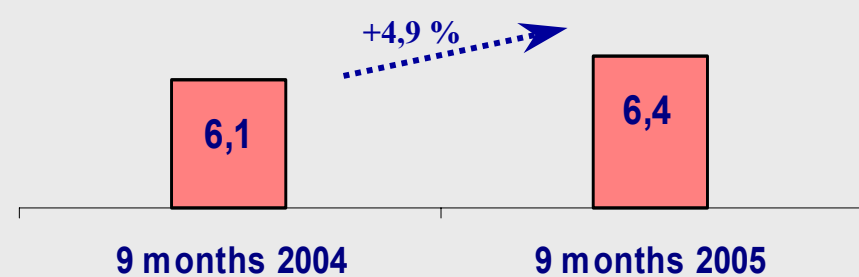
CAPEX cutting is stipulated by Company investment programme.

Network development

Access lines putting into operation
thsd. units

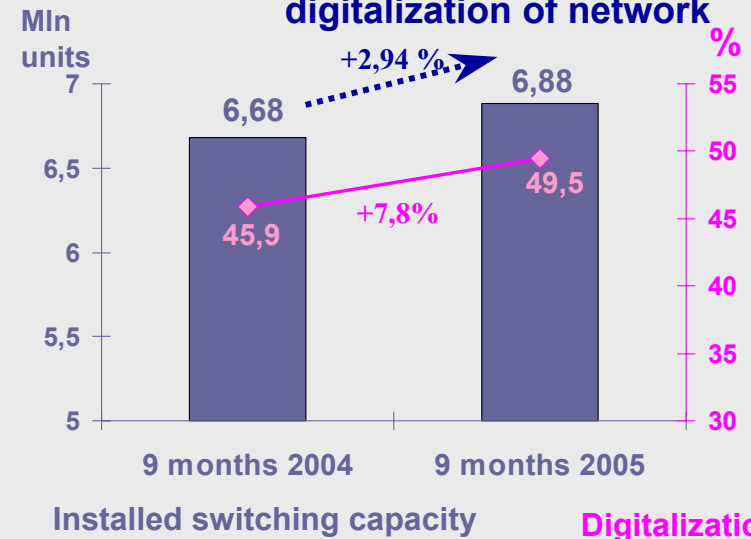


Number of subscribers (mln)



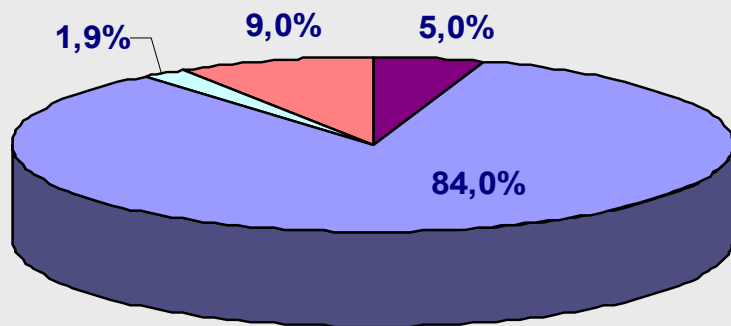
- Number of automatic exchanges – 8 569
- Digitalization level – 49,5 %
- Installed switching capacity – 6,88 mln.
- Total channel extension – 32 295,5 km.
- Fiber-optic lines extension – 13 414,9 km.
- Penetration - 24,5 telephone units per 100 citizens

Installed switching capacity and digitalization of network



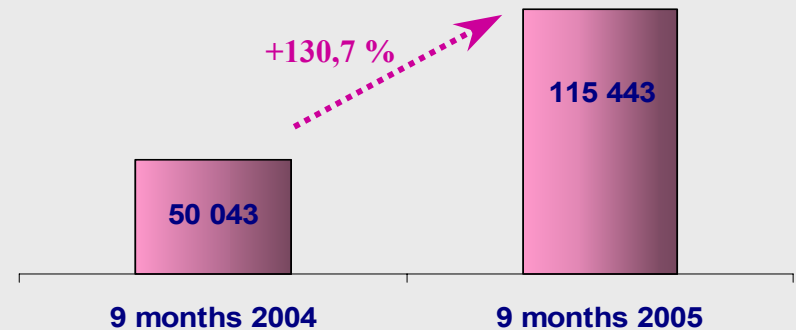
New services

9 months 2005 profits from new services provision grew 46,5% year-on-year, xDSL subscriber number grew 2,9 times.

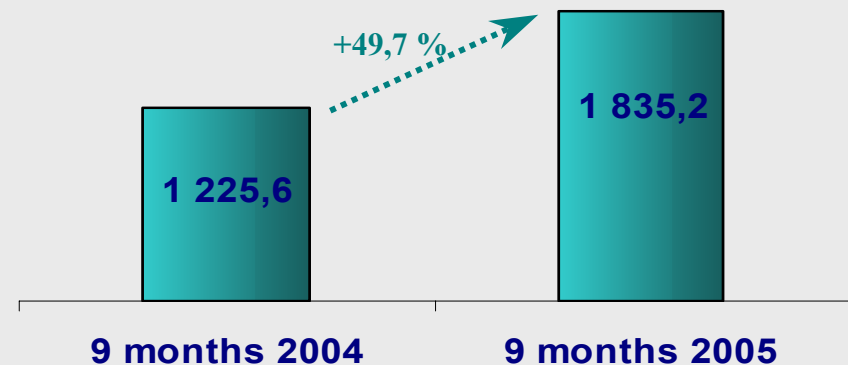


- ISDN +44,8 %
- Internet +55,8 %
- IP-telephony +129,1 %
- Other -17,6 %

Volume of the transferred data on Internet allocated lines, Gbyte.

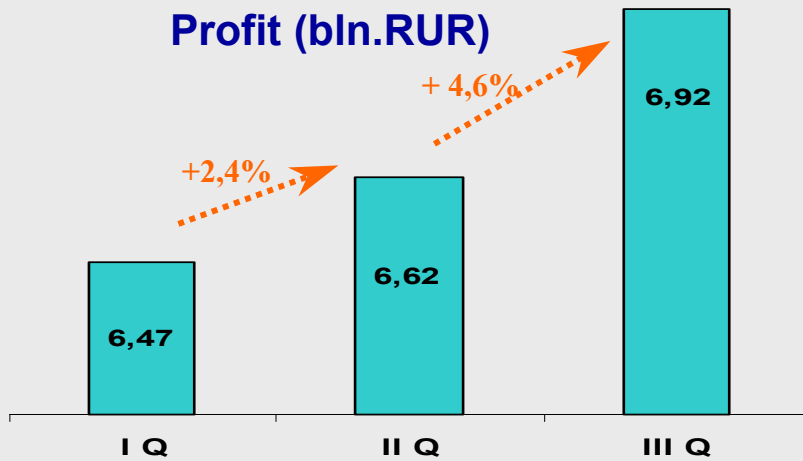


Internet switched connections, mln min

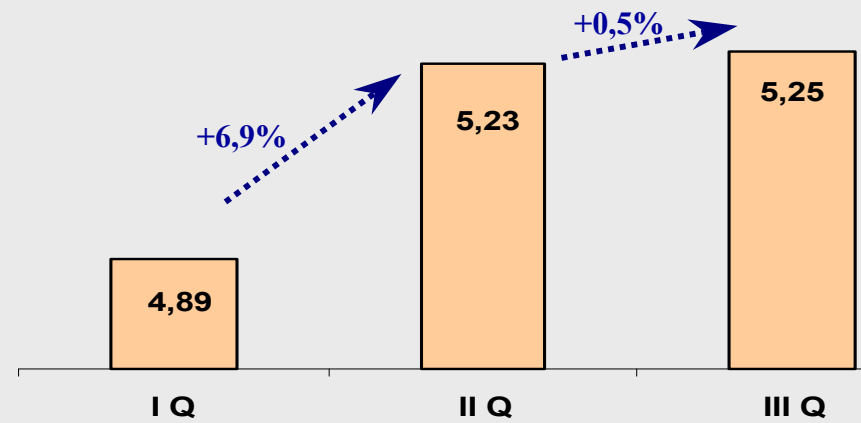


Quarter results dynamics 2005

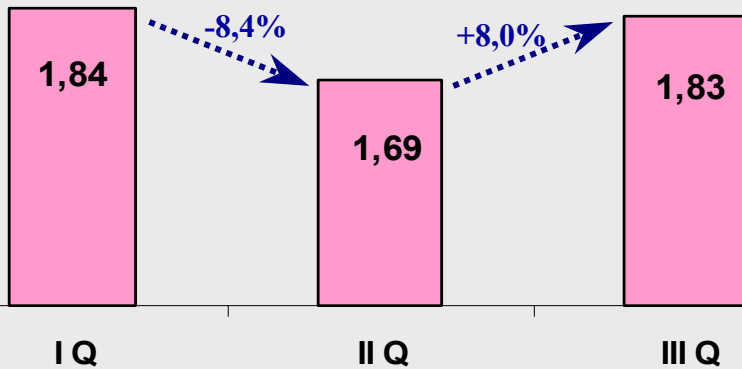
Profit (bln.RUR)



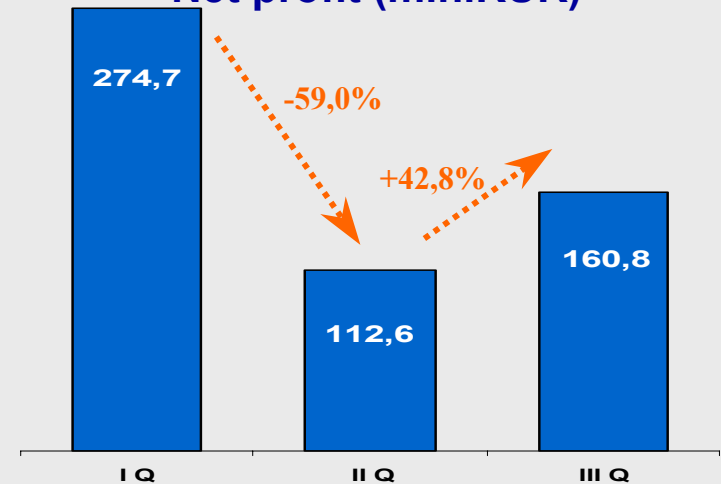
Costs (bln.RUR)



EBITDA (bln.RUR)

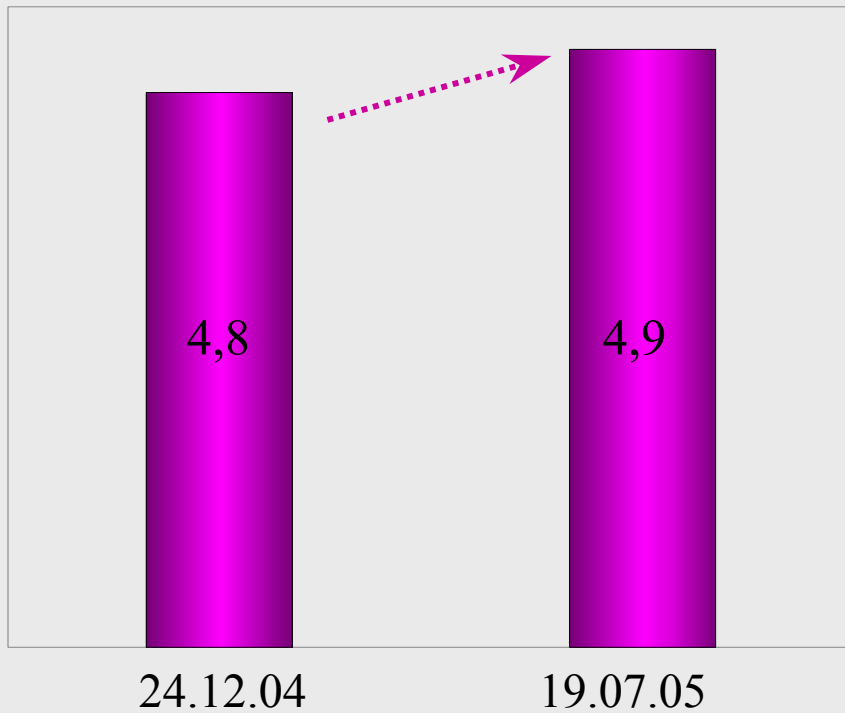


Net profit (mln.RUR)

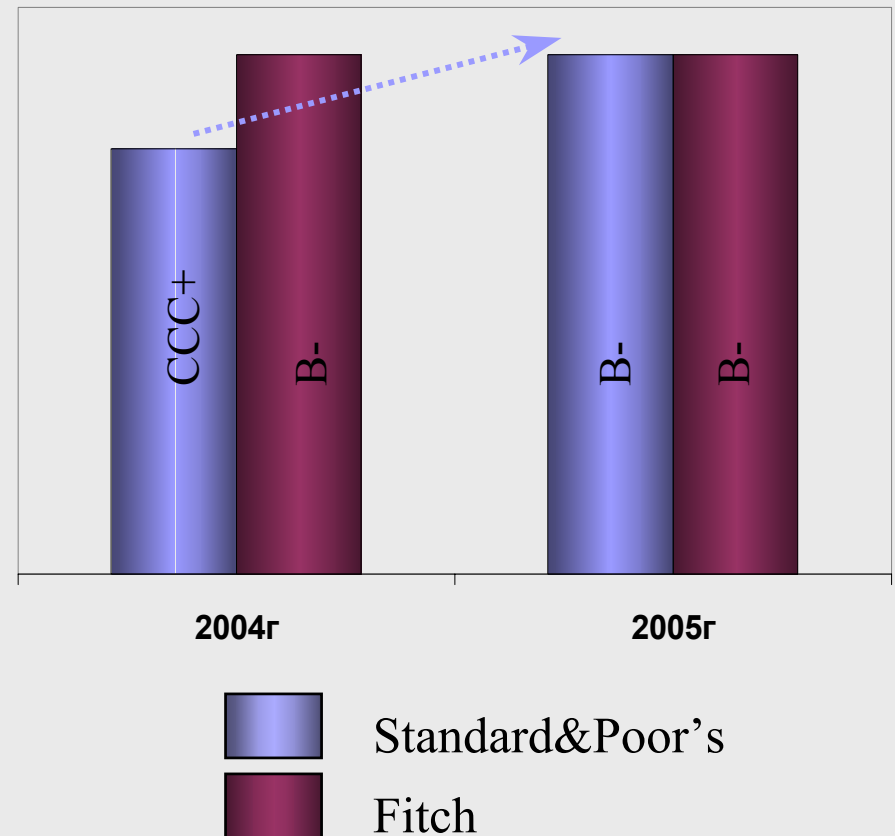


International ratings

S&P Corporate Governance rating



Credit ratings



Development forecast for 2005

	units	2005 forecast
Profit	mIn.RUR.	27 284,72
Costs	mIn.RUR.	21 078,48
Sales profit	mIn.RUR..	6 206,25
Pre-tax profit	mIn.RUR.	1 070,88
Net profit	mIn.RUR.	472,97
Net profit margin, %	%	2,2
EBITDA	mIn.RUR.	7 019,6
LD traffic	mIn.min.	2 822,33
International traffic	mIn.min.	189,38
Access lines accretion	units	180 258

THANK YOU FOR YOUR ATTENTION

Contacts

6, bldg. 2, Degtiarny Per., 125993,
GSP-3, Moscow

Tel.: +7(095) 209-34-34

Fax: +7(095) 209-30-07

e-mail: info@centertelecom.ru

Additional information about CenterTelecom you can find at corporate web-site
www.centertelecom.ru